

中国建材集团2016年工作会议暨第二届职工代表大会四次会议

坚定信心 鼓足干劲
推

通讯



2016

图片说明

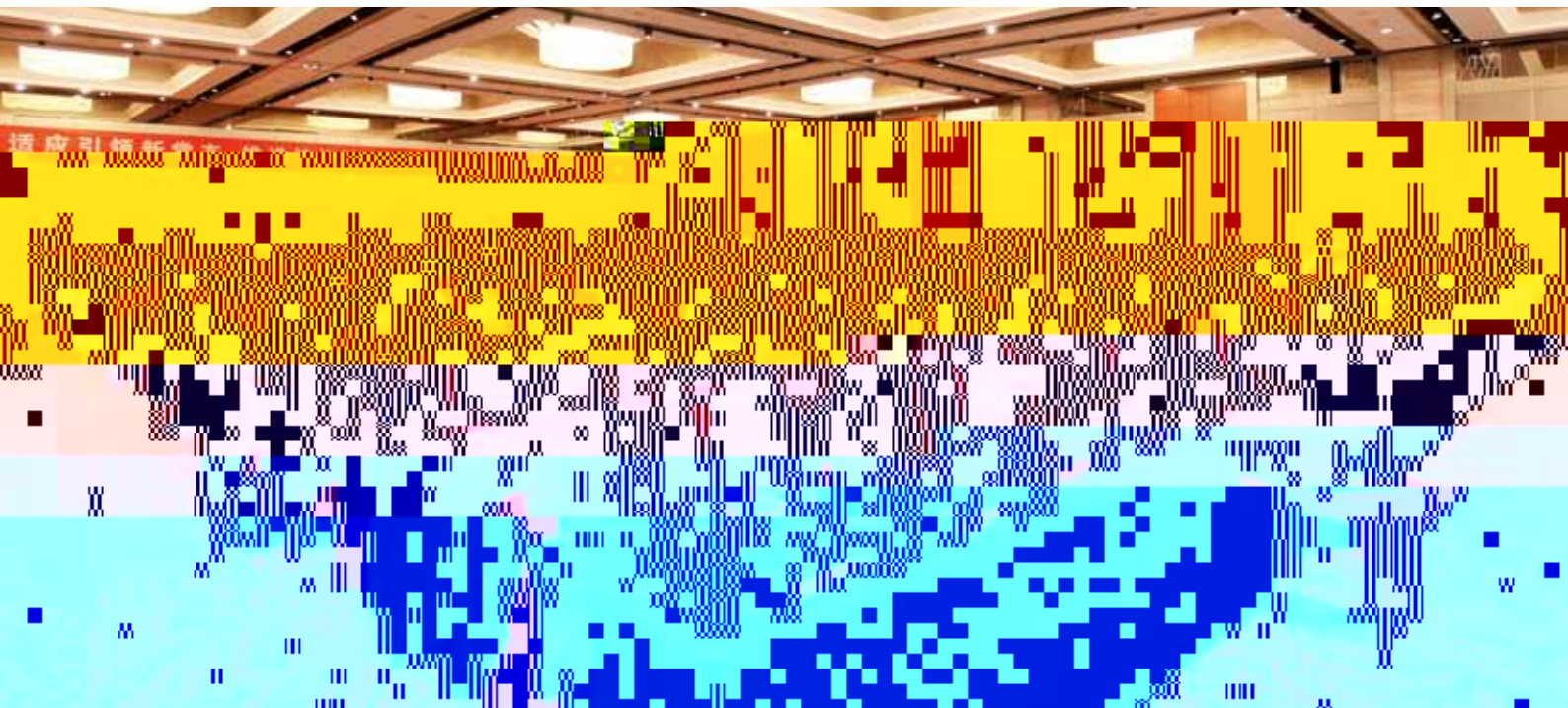
- 1. 2016
- 2. 2016
- 3.
- 4. 2015
- 5. 2015



2015

Contents

2016 1 100



1 2016

4

5

6

7

21

8

9

!!! 0



34

— —

42

48

— —

49

— —

50

— —

52

56

18

2016

2016







21

“ ”



2015 11 30 12 11

21

150

“ ”

“

“ ”

“

“

“

“

“ ”

5.0

3400



2016

1 12

Bruno

Lafont

c Y





“

”

2016

“


”

“

”

“

”



2015 12 30

“

”

6

“

”

——

——

3

“ ” “ ”

“

”

“

”

2016

“

”

“

”

“

”

“

”

“

”

2016

1 18

2016

2015 “ ”

“ ”

2016

6



" " 14

1.58

" "

2015

" " " "

2016

2015

2015

"

"

"

2015

"

"

" " " "

" "

KPI

"

"

"

"

"

120

"





" "

70

" "

40

" "

" "

2015

" "

" "

" "

" 252% 242%

8 " 5 117%

A

" "

" "

" "

300

9

" "

" " 115%

2016

1188

61

2016

" "

" "

2016

2016 " "

" "

"

" + " BNBM
HOME

" "

" "

"

"

" "

" "

" "

"

" " "

" "

" "

" " + " "

" "

" "

" "

100

" "

" "

" "

2014

"

"

1000

" " " "

" "

" "

" " " "

"

"

" "



2016



2015

0.2

2015

10

2014

14

“ ”

2014

780 2015 320 "

"

2015 42%

10.5

120

" "



“ ”

“ ”

“ ”

500

“ ”

242%

252%

A

“ ”

2015

“ ”

“ ” “ ” “ ” “ ” “ ”

“ ”

“ ”

“ ” “ ” “ ”

“ ”

“ ”

“ ”

2015

5

“ ”

6.5% 7%

" " 2016

" " " " " " " "

" "

" "

" " + " " 2025"

" "

" "



“ ”

“

”

“ ”

”

+” ” + ”

“

”

“ ”

“ ”

“ ”

”

”

“ ”

“ ”

EPC

“ ”

500

500

”

”

”

“ ” “ ” “ ” “ ”

”



" " EPC " +
BNBM HOME "

" " " "

" "

" "

“ ”

“ ”

“ ”

“ ”

“ ”



“ ”

2015

“ ”

“ ”

“ ”

“ ”

“ ”

2015 3

“ + ”

“ ” “ ” “ ”

9.7%

85

ERP

“ ”

“ ”

$\frac{1}{2}$

Ê

H Ò

ú

+

2015

DR H
6000

“ ” “ ” “ ” “ ”

BNBM HOME

KPI

70

BNBM HOME

”

30

1992

BNBM

2015

378

Hardline suki

Torre Miria

17.2%

8

10 BNBM HOME

40%

BNBM HOME

70%

2015

Wilco

520

200

2016

92%

140

481

5

2015 TFT 13% 1.5GW

50% 16.4%

“ ” 156

70% 9 37

“ ” 4

0.2 9 25

55% 8700

CTC 14

2015 2015 59 22

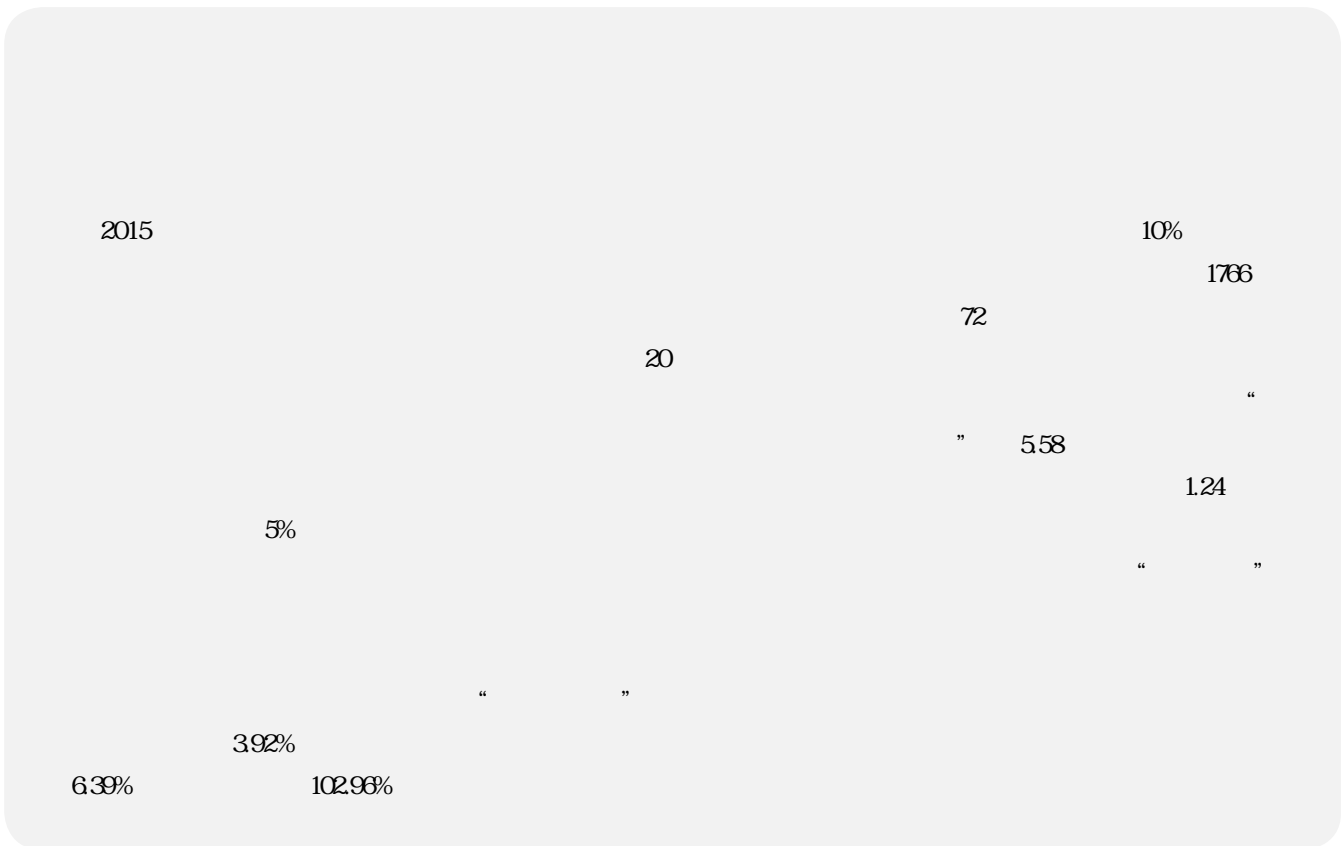

CTC 14

8

2015

——“ MRV ”

CTC



“ ”

2015 34

“ ” “ ” 69

” 47 11 47

CI

“ ” “ ” “ ”

2015 144



2015

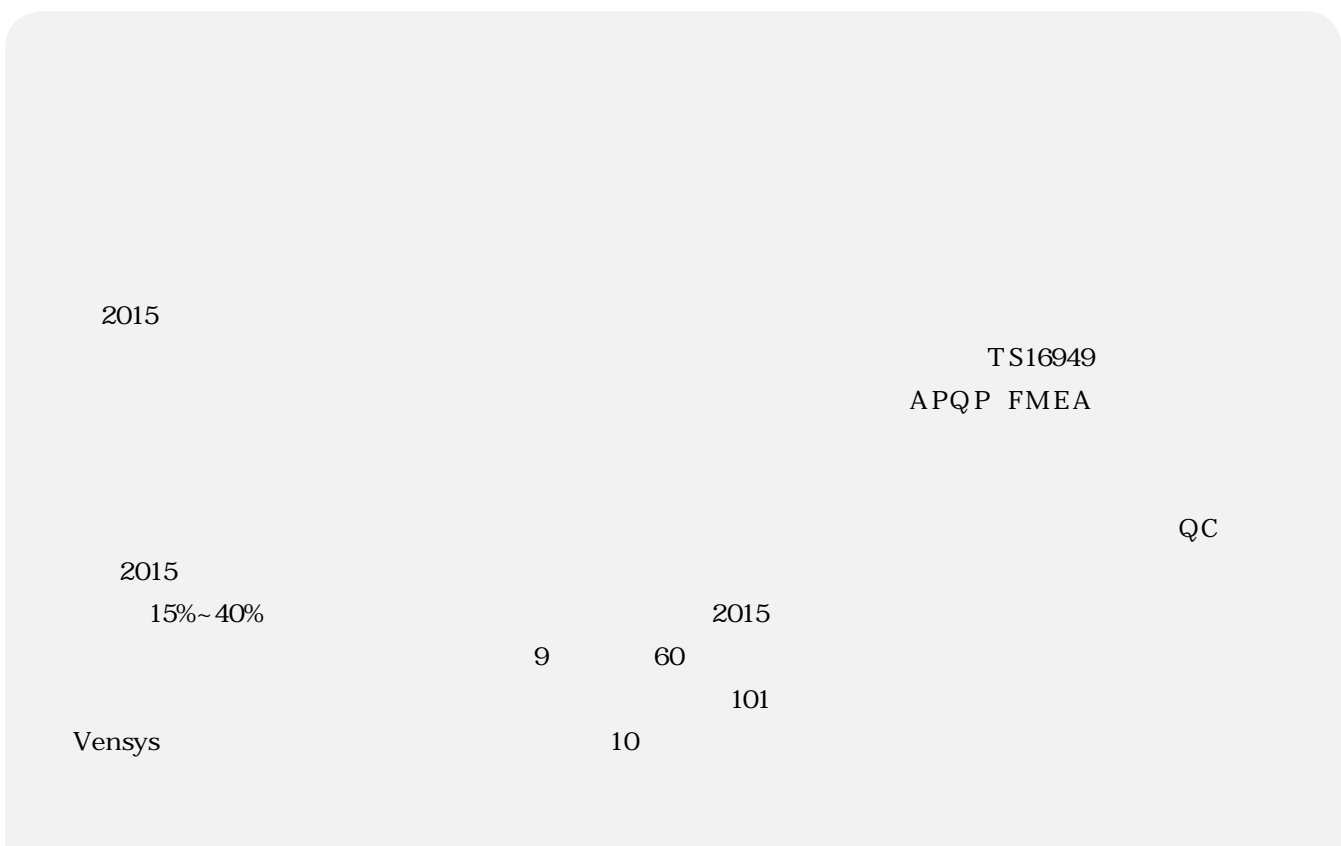
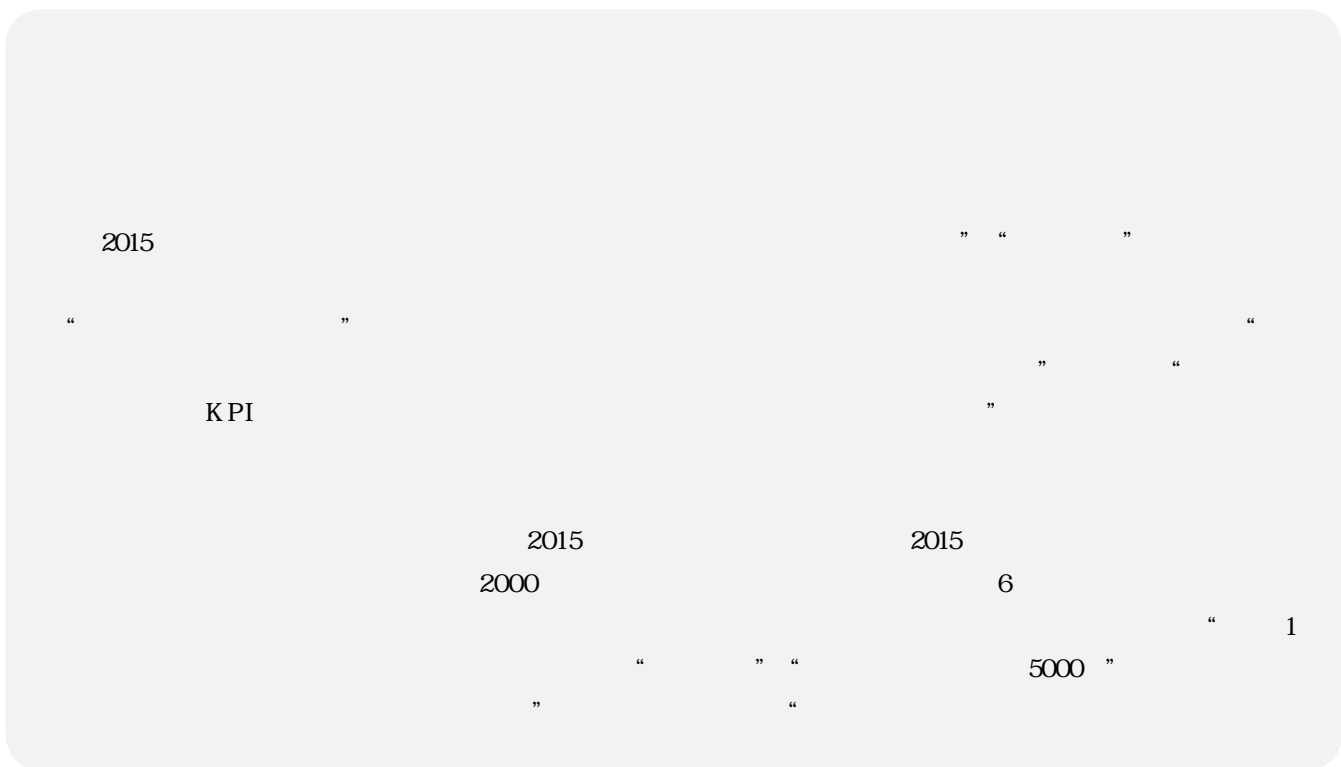
“ ”

3.6%

“ PCP” “ ” “ ” “ ”

”

33



2000

12

ISO9000
6S 8D

KPI

“ ”

KPI

20



— —

25

2015

1 4

“ ”

” ”

” ”

25

40

40

20

2015

"

"

"

"

GDP 6.5%

"

"

"

"

"

"

4500

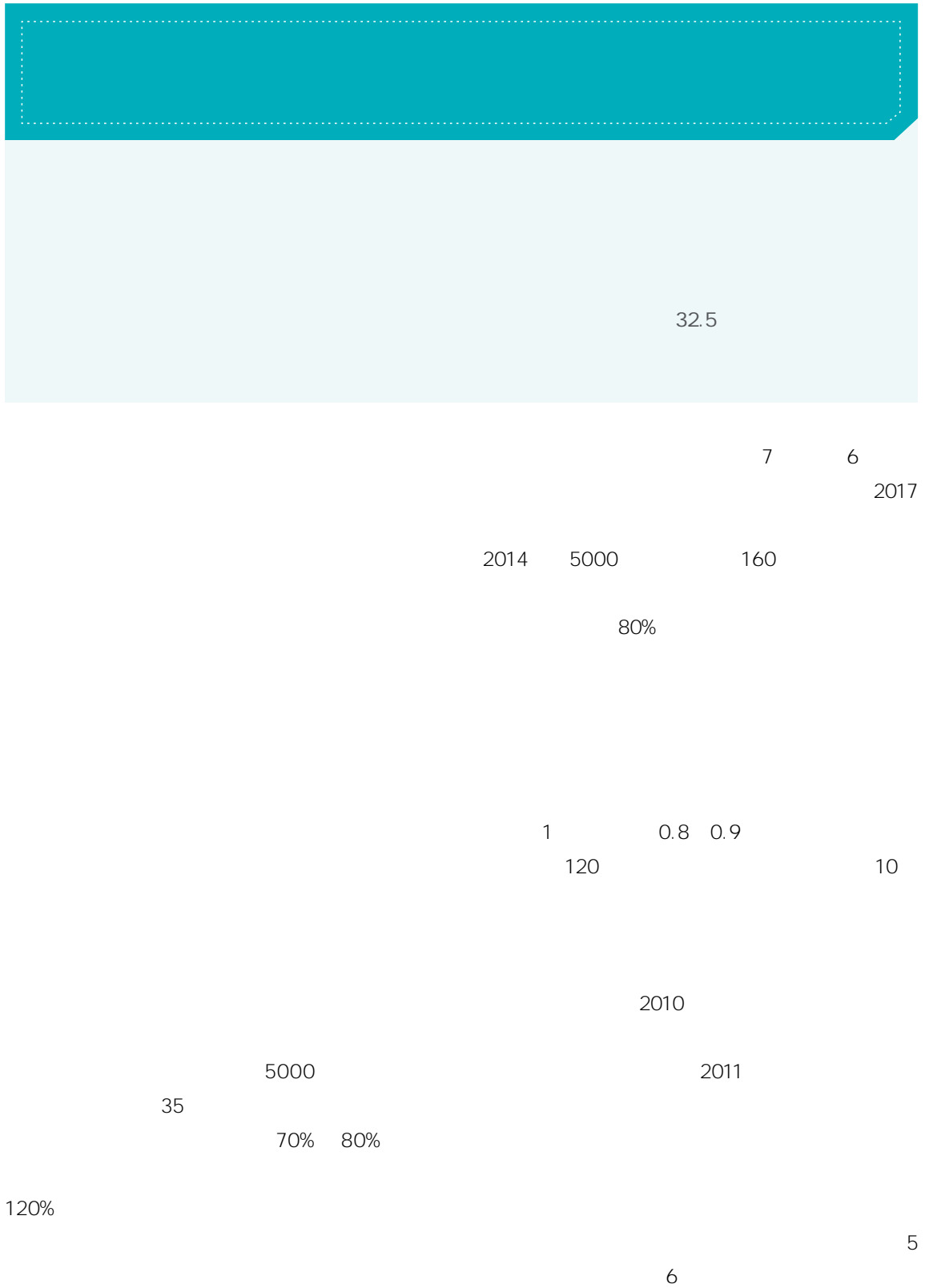
1.2

100

30%







70%



"

"

"

CRH

15

40


9

32.5

32.5

" "

"



1953

20 70
2000 10


2004

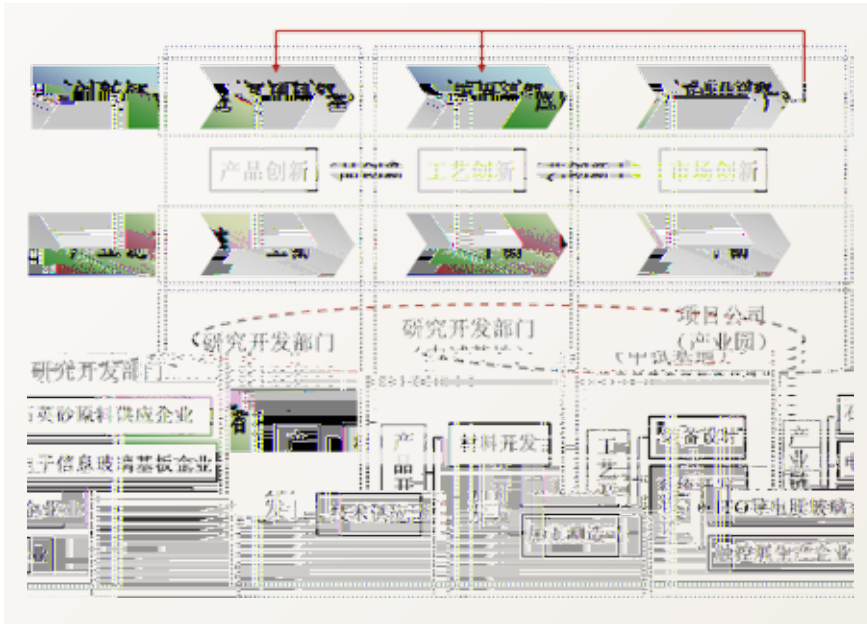


"
"

2000

2000

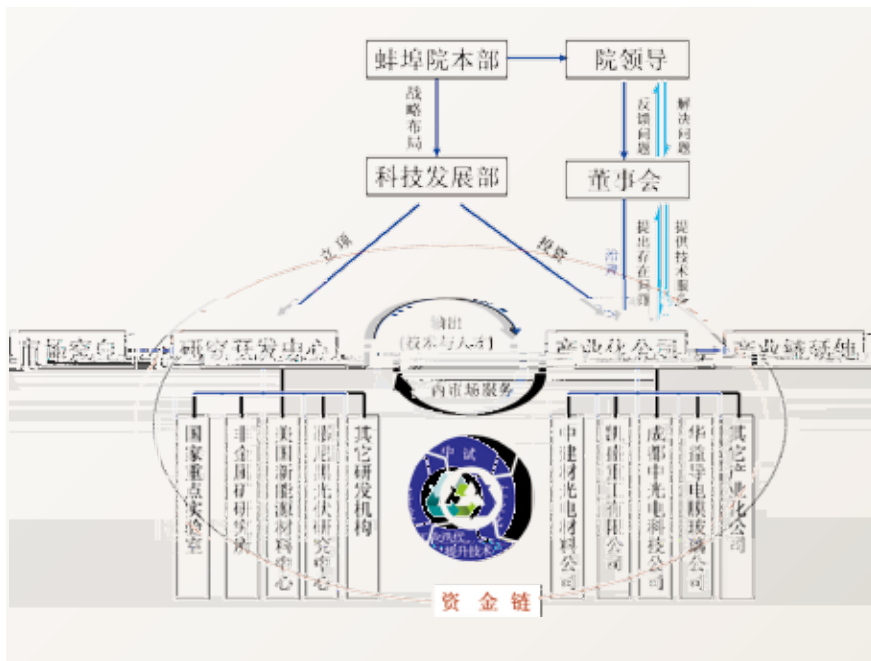




2.

3.

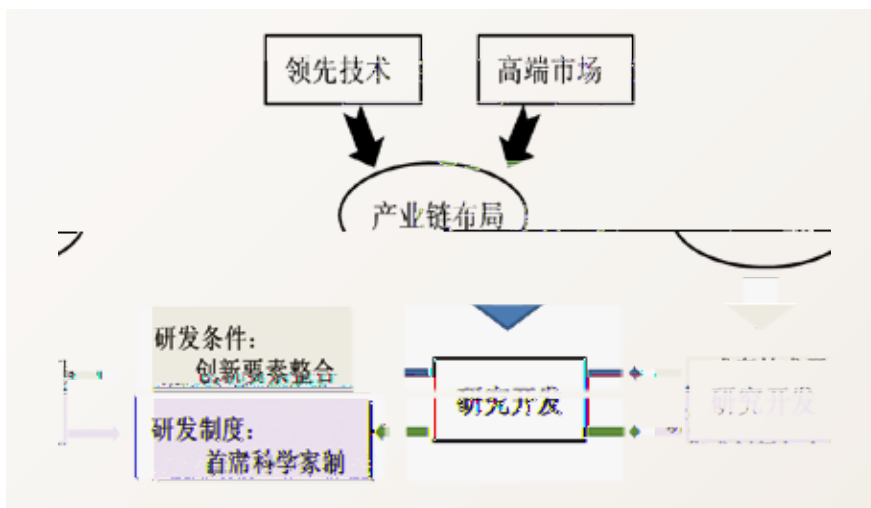
1.



5000

200

2



3

1

4

" "

2

" + "

1.

973 863

2

3%

2

3

16

1

0.5mm
TFT- LCD

2

ITO

13

1

3

" + "

"

2015

" "

30

2

700

100

156

60

32

30

47

12

23

2000

1.9

" "

0.91

1

2010

5000

2014

97.2

" "

30.3

2016

2012

28.5

3

60%

500

1200

2014

8

2014

37.96%

72.57%

2014

1.5

30%

75%

200

1.

2.

7

3

38.5

2014

15

2014

2.

1.

P

10

115.5

3.

2005 5
 " 2004 " 2005 12
 2008
 2007 2008
 2009
 1
 2008 1.2
 2015 3



"
 "
 "
 "
 "

—

 2011 11
 " "

2014 0.992 KPI 0.998 KPI 0.996

2013 8



8 2014

" " " " 13

4

2014 2

30

5A

2014
5%

2013


2013 7

300

2012- 2014

5 / "

5



"

ZL201010544550.1

1 16

Nasir Float Glass

游子的驿站

中國建研集團2016年新春聯歡會



新 春 快 樂

