

CHINA BUILDING MATERIAL MAGAZINE

中国建材通讯

• 2018 1 124 •

0815-L0074

2018
T1000



中国建材集团有限公司
China National Building Material Group Co.,Ltd.





Contents

2018 1 124

中国建材集团2018年工作会暨第一届中国建材集团十五周年大会

中国建材集团有限公司

北京市海淀区复兴路17号

国海广场2号楼

100036

010-68138037

010-68138057

zhgjctx@126.com

中国建材集团所属企业

北京联合互通彩色印刷有限公司

每月10日出版

3000

中国建材集团办公室编印

1

4

5

6

7

8

9

2018

T1000

2017

2018

11

16


16 2017

19 2018

2018

2018





20

2018

24

2018

27

28

32

38

40 136

42

44 " "

46

14

48

T1000



2018

“

”

”



“

“

”



T1000









2017





2017

3042

111

668



+

KPI

" 1"

2017

"

2018

"

"

2018

" 2018

"

"

"

"

"

"

2017

2017

1+1>2

“ ”
“ ”
“ ”

v

—

r

!



2017

2017

2017


2018

“ “ “ “ “ “



2018


“ ”



18

2018

13


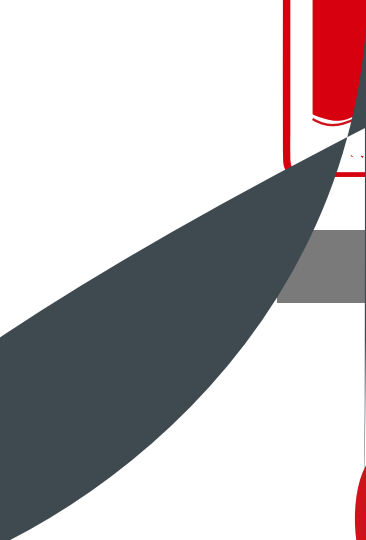


3 7

17

13

99.9%





2017

“ ”

39

13

26





•

•

•





23

2017

" " " "

"



“ “ “ “ “ “ “ “

“ “

2018

3

2018

“ “ “ “ “ “

23

200

2018

中国联合水泥有限公司党委

124

51

43

2

KPI

KPI

199

" "

"

"

"

" " 136

"

-

-

" "

"

" "

"

" 1+N"

KPI

"

"

中国建材集团有限公司董事长、党委书记 宋志平



“

”

“ ”

“ ”

“ ”

“ ” “ ”

”

”

“ ”

65%

中建材投资有限公司



"

"

2015 2017

"

6 2020 100

10 BNBM

54% 50%

"

"

21

"

"

1994

1.

"

"

"

"

"

"

"

"

2.

6.5

"

"

PACSOFT

200

4.17%

26.97%

3.

1

4.

"

"

2016

2012

15
Torre Miria

Torre

Miria

3. " "

/
€ . /

Nasfund
Nambawan Super

BNBM

170 BNBM
80% 30- 60

BNBM

BNBM

" "
1.

500

93%
2- 3 45- 70

2.

10 32 5 140
70



18
350
" "2016
3
30
1 2017 5
11 2
2007 2017 11
3 2018
" 2018
3
100
2015
2016
167% 2017
65% 13% 2015 11
673
85%

山东工业陶瓷研究设计院党委

" 136"



" 136"

"

"

"

"

"

"

"

"

"

"

"

14 "

"

185

"

"

20

"

"

"

"

2.

"

"

"

"

"

1.

"

"

"

"

2787

" "

" --- "

2017 11

2012- 2020

"

"

"

"

60%

PTFE

2010

F

" " " "

2016
1.6

“

”

”



	2010	12		2017	
			3.4	18.09%	
4m	9.3	2010- 2016		37.05%	
		50m /m in			
				23	
					13.33%
—		CNG			
"		25.7			
"			2015	8	"
			100%		"
			PE		

“ ”

2011 2012

2015

“

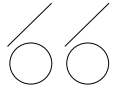
”

2009 8 - 2013 3

“ ”

“ ”





“ ”

— —

“ ”

”

”

29

2013 4

20%

” ”

19%

4%

”

- -

”

7 1

47% 24%

9

168

43

” ”

14%

15%

