

CHINA BUILDING MATERIAL MAGAZINE

# 中国建材通讯



• 2018 2-3 125-126 •

0815- L0074

# 中国建材



**中国建材集团有限公司**  
China National Building Material Group Co.,Ltd.





“

”

GDP 6.5%

“

”

“

”

“

”

“

”

“

”

“

”

“

”

“

”

“

”

# Contents

2018

2- 3

125- 126



1

4

5

6

7

8


2017

9

10

24

33



34

36

38

42

44

47

50

52

54

56

58

60

62

63


64

13



B 9

G









2017-2018 1345 91.2  
35

2006 9

26 3.8

14

“ ”



2017



2017

2017

7 23

23

“ — — ”

5

“ ”

6



3 12-16



AI

“ ”

“ ”

“

”

КП

“

”

“ ”

“ ”

“

” “

”




2 26

“

”





1



A

2000

20

15

10

2016 8 26

2002

2003

15

15

2002

65

36

3042

15

BPB

70

500

2016

259

500

230



---


2000

99.9%

2005

CNBM

CNBM







1972



=

+


v

2005

2016


25

T800 T1000











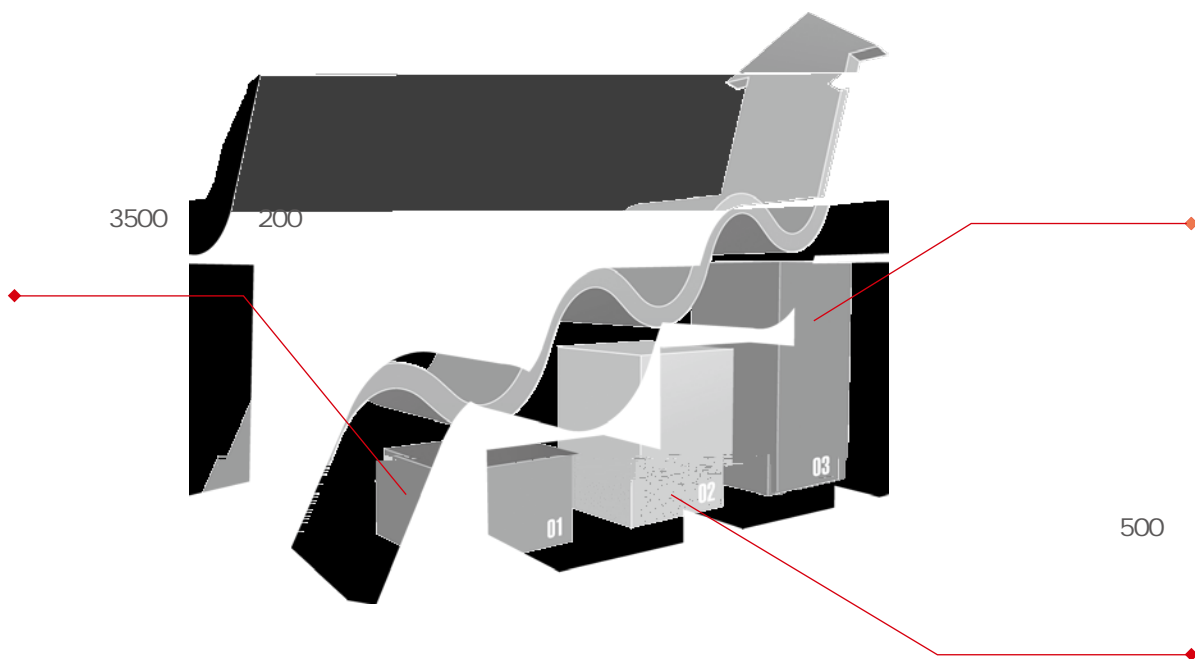
AI

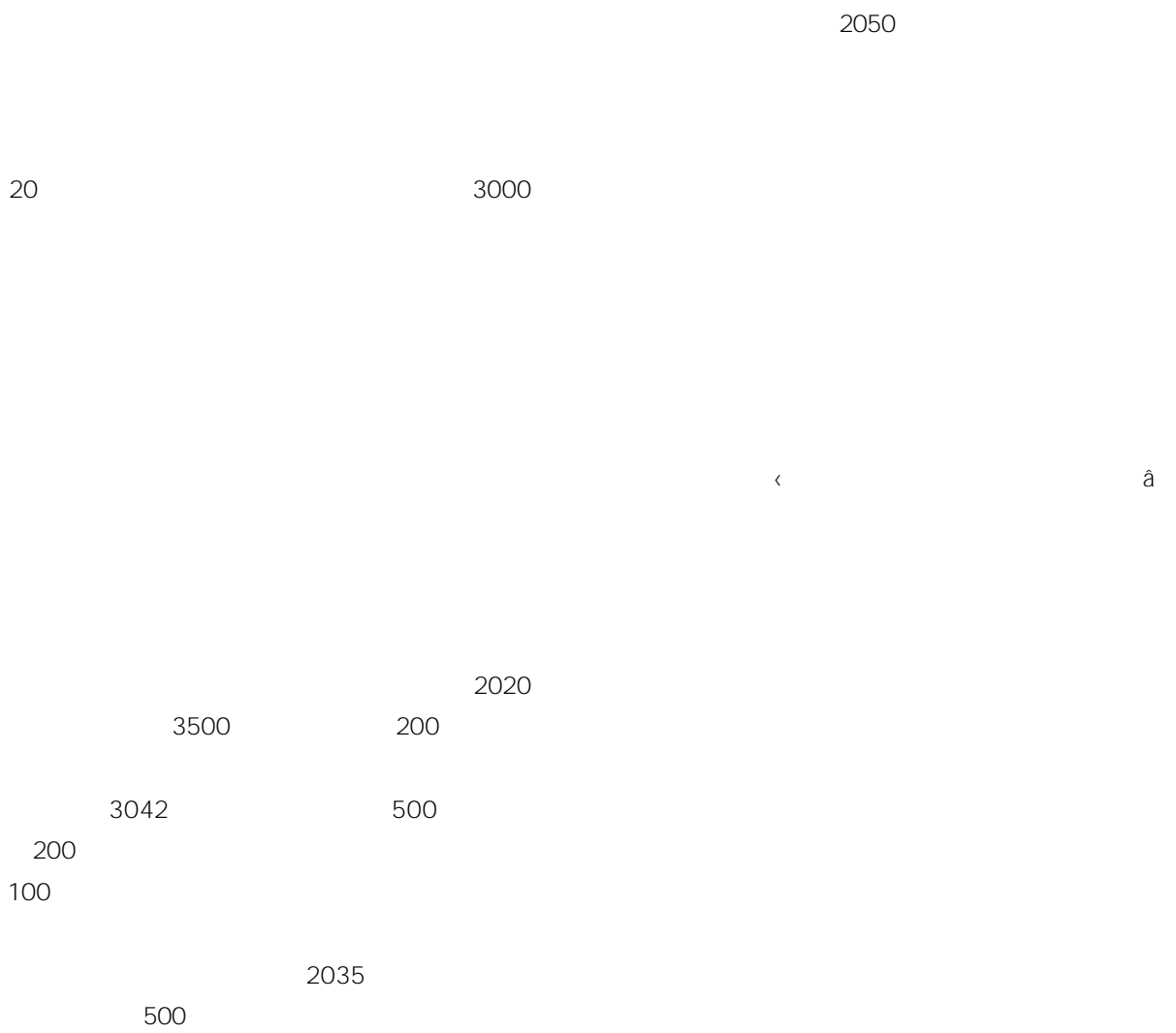
15

5+2 +

30

AI







---

20%

20%

1

G  $\hat{A}$

Y

...



— —

---

2017

8

“ ” “ ” “ ” “ ”

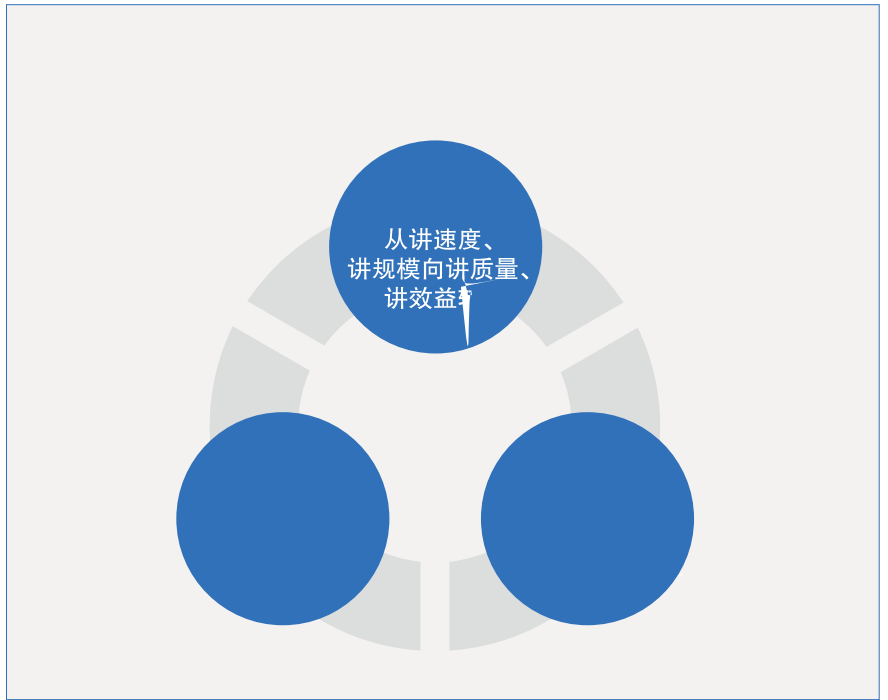

“ ”

40

“ ” “ ” “ ” “ ”

“ “ “ “

“ “ “ “



2000	40	2002	2017	15	2002	2003
				3042		
1000	GDP	10	2017			
	GDP	82.7				
		2002				
	7.3	2017	23.4			



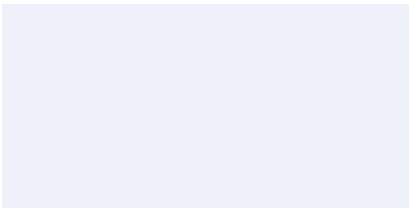
GDP

32.5

2500

40

500

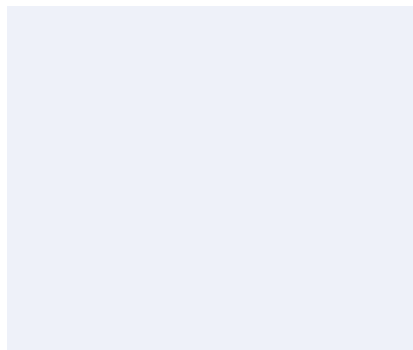
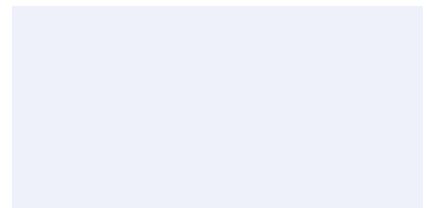


1912

32.5

70%

300









23.4  
8

2500

9150      18%      877  
94%  
2011



30

34

100


32.5

32.5

95%

5000  
4800 1.6  
1.1  
5000  
900

50%  
32.5  
2500



c

...

fl


Ö

7 Ö

d

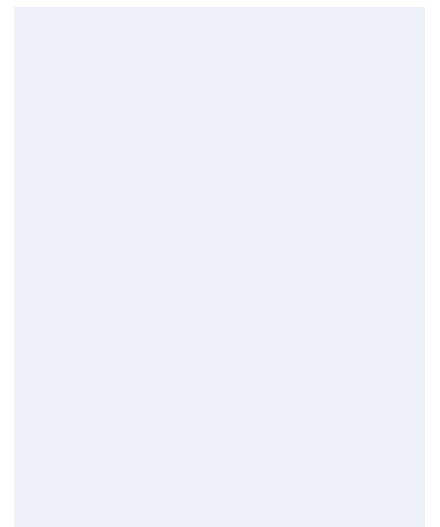







25      8   25  
 15 16  
 10                  100

AI





500	115
48	18
500	
	500

2017  
8%      5173      75  
17%

2017

v



v





9v 11

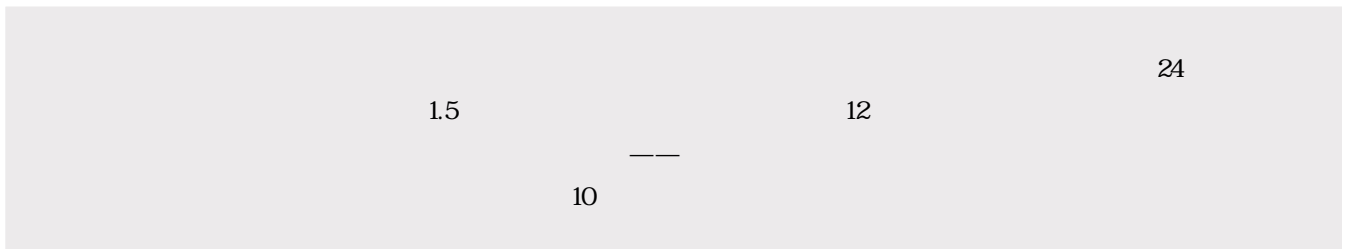
2008

p

a




call



130

31

20





— —

65% - 70%

2

438

336

80

20  
70%

2017

30

1

— — " "

30

30

2000

500

75

30



350f/h

.....

CALL

— —



500

500f/d


2001



2016



2010  
2016 7  
500 18



5



1989

900 p1500

噫

19

+







“ ”

.....

“ ”

STG





2017 12 5

“ ”

STG4200tpd

2\*6000tpd

2018

2017



2018  
Langeon maeankinga

24

2017  
21



Kidll Shadpoh

2012

Ggenfogd fogl i

480




Ggenfogd fogl i

Langeon maeankinga

Langeon maeankinga



GU3	DEV3		FAC	UNICEM	1	MBE
BISKRA	34	PAC	DEVNYA	2016- 2017	PAC	
	BISKRA	UNICEM				







14

2017

110

KPI

KPI



300

201/ i D

2

199 1  
2

2017  
644 20142

2017 26

2018

2017 31  
3

2017





---

30

- -

45%

- -

200

2014

2016

2016

" "


5000

100%

40%

2014 1

- -



\* 2017

2015

5000f/d

2016

4200

4000

70%

15 /

C2+11

C2+11+5

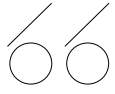
10%

2016

1992

131

20




---

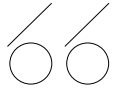
	2013			30
	131		13	
			10	
			3	
TC		1		2
			20	2014
			2016	2017



— —







2017

BNBM

F fo

C





## 董事长带着我们演《绒花》

.....

“

——

”

“ ” “ ”

“ ”

.....

”

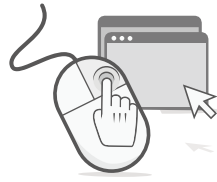
“

.....

”

“





CNBM

45

40

2018 3

55


48

12

12

35

2018



3 2

3 2  
14410

3 2 3 4  
38558



Ahancie

300w 300

18.2%

17.9%



# 震撼 感动 压力

---

FAST  
20

80 90

30



# 我的国 我为你歌唱

## 七排律 大国重器

——

“ ” “ ” FAST

## 水调歌头

——

## 祖国 为你唱一首歌



