

CHINA BUILDING MATERIAL MAGAZINE

中国建材通讯

• 2018 4 127 •




中国建材


宋志平：我的改革心路

新时代企业家的思考与使命



中国建材集团有限公司
China National Building Material Group Co.,Ltd.





Contents

2018 4 127



1

4

5

6

7

8

9



2017

10

11



13



26

44

31

46

10

35

" "

48


" "

38

" 1+N"

41

42





“ ”
“ ”



2017

208% 199%



2018 “ ”

GDP 6.5%

2018

32.5

2017

2017

26%

2.89

18.2

145

570

17.5

199%

2017

32.2

2017

1276

8395

97

13%

208%

2322

1752

”

“

”

“

”

“

”

“

”

“

”

“

”

20

“

”

“

”

“

”

170



4 17

BIPV



4 10

500

“ ”

“

”

”

”

“

2017

21.8

234

U



“ ”

^

“

”



2018

“

‘ ’

‘ ’ ”

6

10

110



“ ”



3000

13

“ ”

“ ”

“ ”

“ ”

“ ”

8

“ ”

2018


“ ”

“ ”

“ ”

2018 “

”



[Redacted]

40

1979

500

40

2018

4

40

我的





1979 8

1978

1978 12

1979 8

2017
500

110

2018

23.4

70

15

15

20

3000

"

"

3

1978

40

1978 1979
1000
300




1980

40

9

1980



1990



30

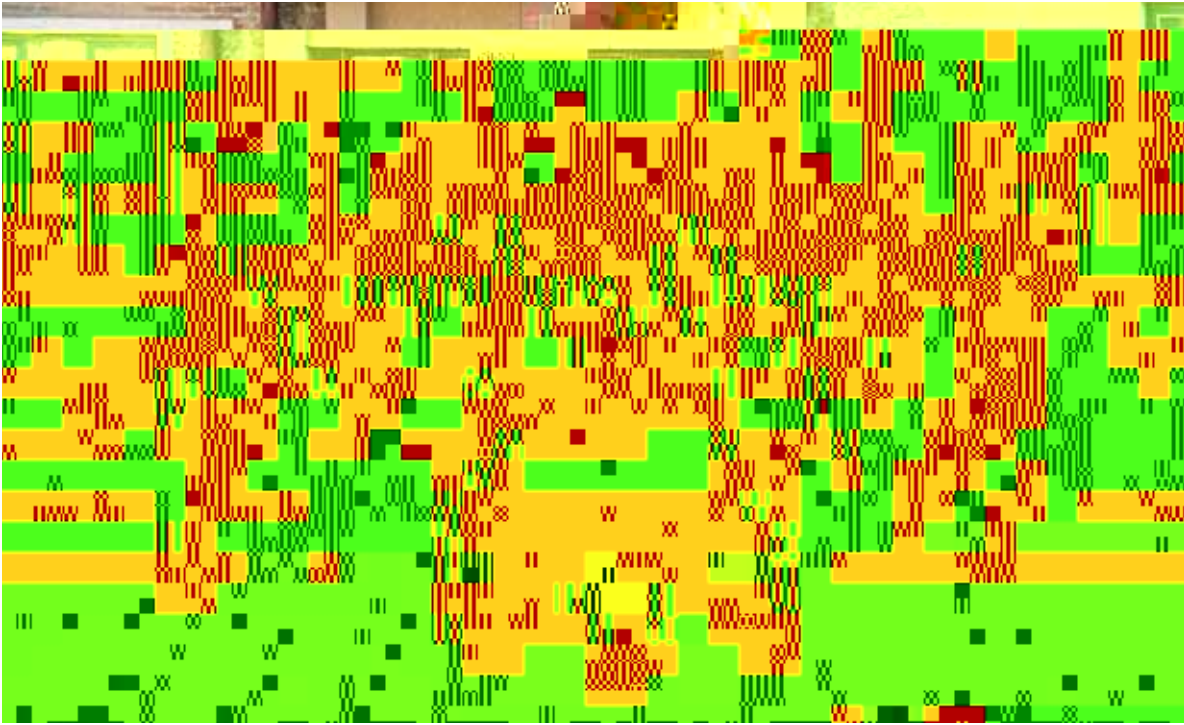
60

60

" "

" "





1994 1250

10 1983

7 10

--

1980

.....

1985

2000

500

--



1983

24

" "

30

1992



3000



1993

1300

2000

600 700

"

"

1993 1 16

6

1991

1992

"

"

OK

"

"

1992

1993



"


"

T

"

"

"





1993

12

5 400

1993

1300

2000

1000

1993

" "



" "

14000

260

1995

20

" "

" "

" "

--

10

10

1



2000

10

--

1993

280

6



10

BNBM

“

”



“

”

“

”

PDC

TOC

TOC 5S

1994

“

”



ISO 9002



90

3

12

1993

500

“

”

“

”



9

“

”

“

”

“


”

“

”


“


”




500

TFT





!



“ ”

”

“ ”

“ ”

2018 1

”

” 2017

“ ”

1500 2300


6

3

”

”






2017

40

10

2017

2017
54 333



ISO
GB/T 34336- 2017

GB/T 35608-

2017

ISO/TC163/SC3/WG12
ISO 20310
ISO/TC163

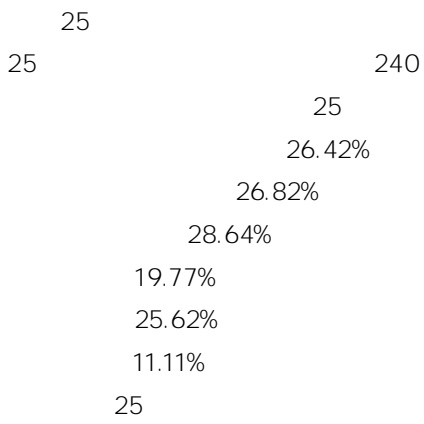
GB/T34336-

2017
GB/T 35608- 2017

//

//

40



29	168		
141		"	"
2013		"	"
"	"		

2014
2015 " " "

2012 37 2018

" 2025"

" " " " " "

ERP OA
MES

.....

" " "

" "

“ ”

“ ”

“ 1+N ”

“ ”



“ ”

“ ”

“ ”

N

“ ”

/

“ ”

e

“ ”

“ ”

“ ”


“ ”

“ ”

“ ”

“ ”

“ ”





G12

16

N

" " 333 "

" "

"

"

" "

" 1+N "

40

G12

11

8

4

80

"

"

1 "

" 1 "

" 1 "

" 10 "

" " " "

80

50

"

10

3 3

3 2016

252 181

5 13

11 9

68

87%

59

57%

ISO

ISO/163

39

142

1

3 11

" 1+N "

" "



250





— —

2010	10			2017		
		ERP				
ERP						
					178,991	
					142,944	80%
2016	6					
2016	9					
2016	10					
2016	10					
2017	9					
		2017			ITIL Foundation	solidworks



“

”



“ ”
“ ”
“ Ú ¾ ”
P €
“

μ ~ Qà
È 1205745 / K Äà &0 ...É 4à
\$

30
40
20
— —



ITO



ITO 63 /
1300 /

80%

ITO
88%

AR
ITO

ITO

ITO
97%

TFT

TFT-LCD

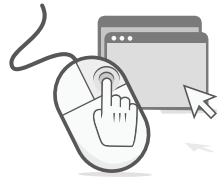
"

"

2.5D 3D

20

TN STN



01

4 11

2017

" "

4 17

L

5000



“ ” “ ”

世界

读书




2016



2017



2007



2017

